

Management Occupations

Facts Sheet

Data source: Statistics Canada, CANSIM, Table 285-0003

* London Economic Region includes Elgin, Middlesex and Oxford counties

Job Vacancies & Hourly Wages

London Economic Region*


2015



Range of Quarterly Average Hourly Wages



Senior management occupations [00] ... around 85 vacancies



Range of Quarterly Average Hourly Wages



Specialized middle management occupations [01-05] ... 360 vacancies



Range of Quarterly Average Hourly Wages



Middle management occupations in retail and wholesale trade and customer services [06] ... 560 vacancies



Range of Quarterly Average Hourly Wages




Middle management occupations in trades, transportation, production and utilities [07-09] ... around 130 vacancies



Management occupations [0] ... 1135 vacancies

Range of Quarterly Average Hourly Wages

\$32.30




\$24.40

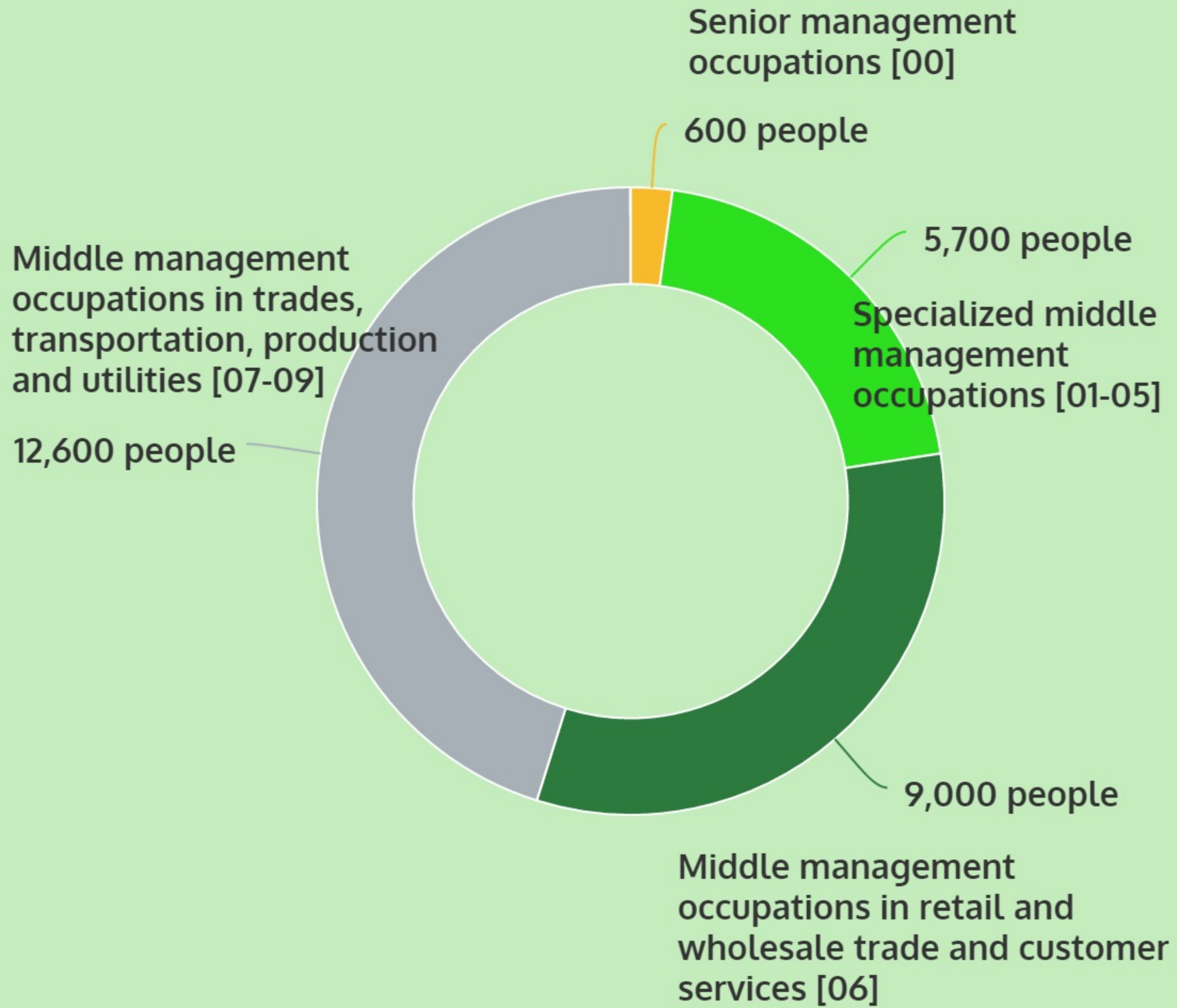
Did you know that during 2015 around 27,900 people from London Economic Region worked in management ?

Data source: Statistics Canada, CANSIM, Table 285-0157

During 2015, the overall job vacancy rate across all occupations in the region was between 2.1 and 2.4 percent



... from which ...



Notes: The numbers within the right brackets [...] are the 2-digit NOC codes of the occupational groups included in the category.

The position of the cursor on the interval scales indicate approximately the most current available value of the average hourly wages, which is for quarter four (Q4). However, the interval values are more important.

Data source: Statistics Canada, CANSIM, Table 285-0001

Published by:



The Local Employment Planning Council is supported by a partnership of:

