

ONLINE JOBS REPORT

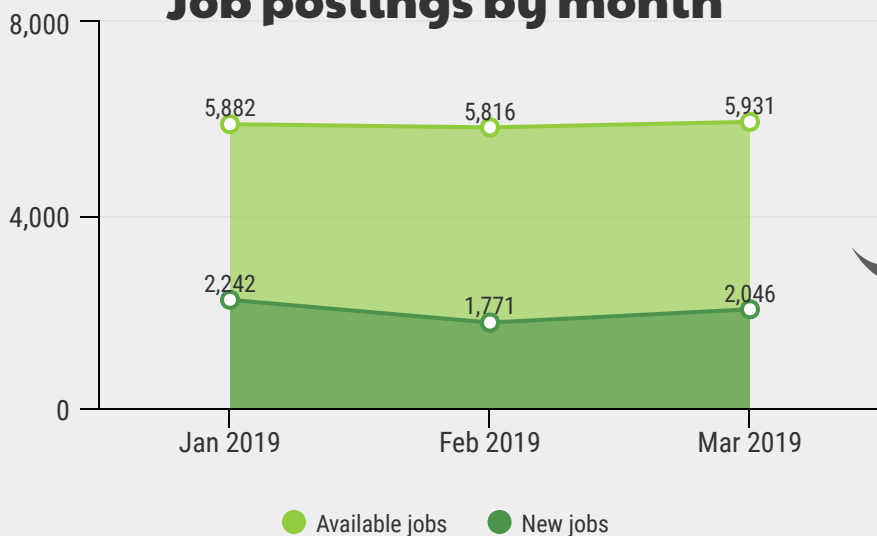


London Economic Region Includes Elgin,
Middlesex, and Oxford Counties

The figures below provide a summary of the online jobs demand activity within the London Economic Region (ER) from January 1st to March 31st, 2019.

Data Source: Gartner TalentNeuron. The online reporting software provides comprehensive local information on talent demand and supply.

Job postings by month



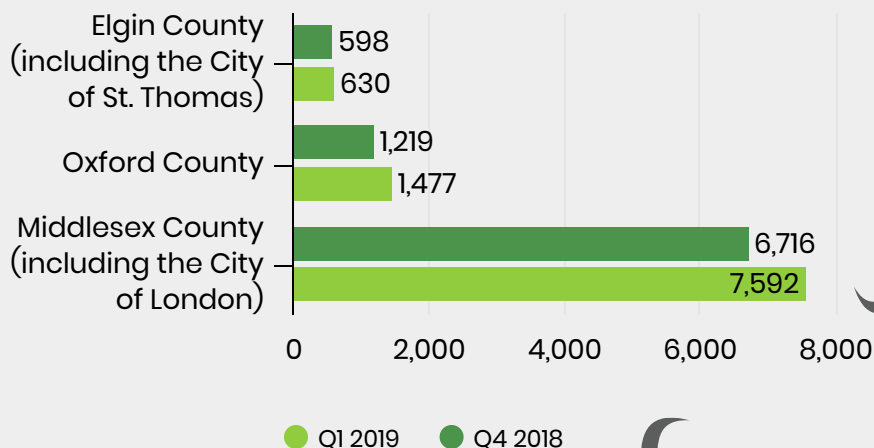
In March 2019, there was a noticeable increase in the number of new jobs posted in the London Economic Region compared to the previous month. During this quarter, an average of 5,876 jobs remained vacant at any given month and the number of unfilled positions peaked in March.

Top 5 sources by number of job postings

Source Number of job postings

Corporate sites	3376
Kijiji	1941
Jobilico	1008
Monster	772
Knight Hunter	675

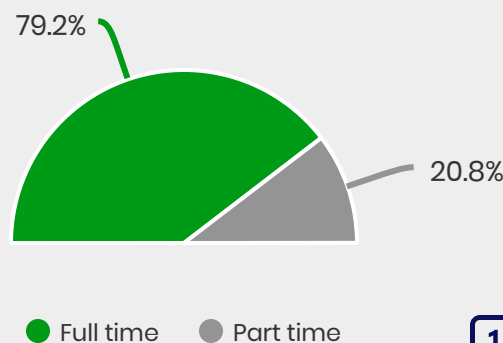
Available job postings by location during Q4 2018 and Q1 2019



A significant proportion of jobs continue to be posted directly on employer's websites.

Compared with the last quarter, Elgin county gained only a small number of jobs, less than recorded for Middlesex and Oxford. Both counties gained a 13% and 21% increase in job postings respectively.

Job Posting by type



Relative to the same quarter last year (Q1 of 2018), the number of job postings increased significantly across the London Economic Region. Oxford recorded the most increase in job postings followed by Middlesex.

There was a 2.2% increase in full-time job postings compared to the same quarter last year

Close to 80% of the available job postings were in full-time

Top 10 industries by number of available job postings

Industry Q1 of 2019 Q1 of 2018 % change

Industry	Q1 of 2019	Q1 of 2018	% change
Retail Trade	748	1109	-32.6
Finance and Insurance	719	520	38.3
Professional, Scientific and Technical Services	574	567	1.2
Manufacturing	551	647	-14.8
Health Care and Social Assistance	508	544	-6.6
Accommodation and Food Services	440	508	-13.4
Transportation and Warehousing	410	374	9.6
Other Services (except Public Administration)	381	389	-2.1
Wholesale Trade	348	373	-6.7
Administrative and Support and Waste Management and Remediation	303	254	19.3

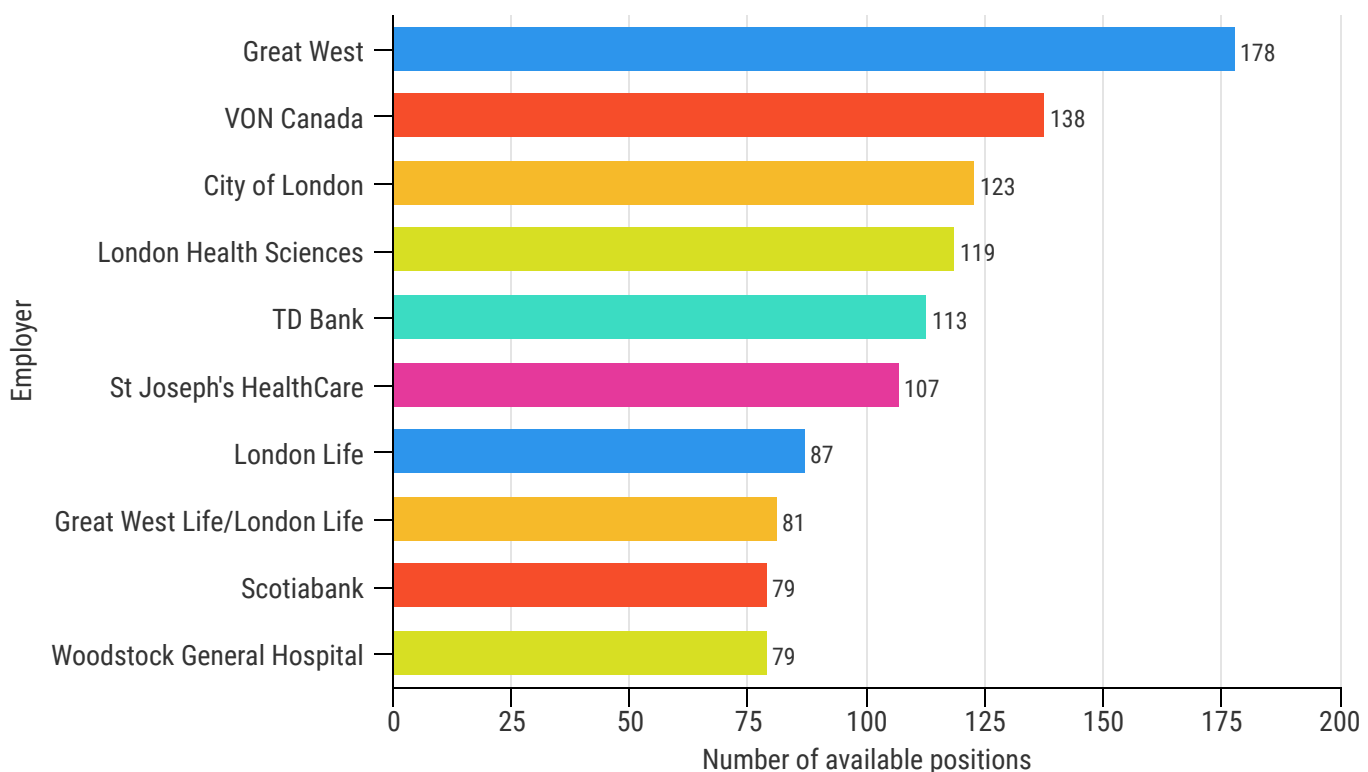


The "Retail industry" continues to create the highest number of job postings in the London Economic Region even though there was a significant reduction in postings compared to the same quarter last year. The "Finance and Insurance" industry recorded a remarkable growth in jobs compared to last year

Industries are based on the 2-digit NAICS.

To learn more about the North American Industry Classification System (NAICS) and definitions visit the Statistics Canada website: <http://www.statcan.gc.ca/>

Top 10 employers hiring during Q1 of 2019



Top 10 occupations by the number of job postings in Q1 of 2019



↓ Retail salespersons (NOC 6421)
399 postings
Median salary - \$25,400



↓ Food counter attendants, kitchen help & related support occupations (NOC 6711)
181 postings
Median salary - \$21,650



↓ Transport truck drivers (NOC 7511)
383 postings
Median salary - \$43,100



↑ Registered nurses and registered psychiatric nurses (NOC 3012)
179 postings
Median salary - \$76,650



↑ Other customer and information services representatives (NOC 6552)
297 postings
Median salary - \$28,200



↑ Home support workers, housekeepers and related occupations (NOC 4412)
155 postings
Median salary - \$23,050



↓ Retail sales supervisors (NOC 6211)
244 postings
Median salary - \$37,000



↓ Cooks (NOC 6322)
143 postings
Median salary - \$28,600



↓ General farm workers (NOC 8431)
142 postings
Median salary - \$27,050



↑ Sales & account representatives - wholesale trade (non-technical) (NOC 6411)
211 postings
Median salary - \$61,150

↑ Indicates an increase compared to last year **↓** Indicates a decrease compared to last year

The top 10 hard skills

Microsoft Office

Microsoft Powerpoint

Quality Assurance

Freight

Bilingual

Preventive Maintenance

Bilingual French

Blueprints

Forklifts

Quality Control

Oral and written communication and Microsoft Office remains a vital skill employers are seeking year over year

[If you are looking for opportunities to build the skills needed, click here to launch the Learning 4 Life Tool.](#)

The Learning 4 Life Tool is a free, online, searchable, decision-tree based catalogue of adult education and training opportunities in the area.

The top 10 soft skills

Oral and written communication

Detail oriented

Team Player

Problem Solving

Customer service oriented

Work independently

Marketing

Organizational skills

Team-oriented, teamwork

Self-starting/Self-motivated

The Local Employment Planning Council is a project of:



In partnership with:



This project is funded in part by the Government of Canada and the Government of Ontario