

# ONLINE JOBS REPORT



**lepc**

Local Employment  
Planning Council

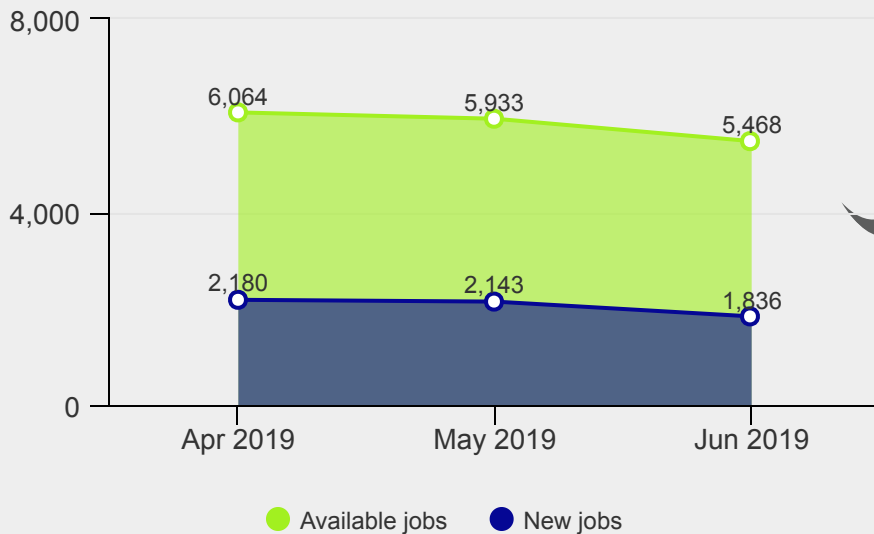
London Economic Region Includes Elgin, Middlesex,  
and Oxford Counties

www.localemploymentplanning.ca

The report provides a summary of the online job posting activity within the London Economic Region (ER) between April 1st and June 30th, 2019.

Data Source: Gartner TalentNeuron. The online reporting tool provides on-time comprehensive local information on talent demand and supply.

## Job postings by month

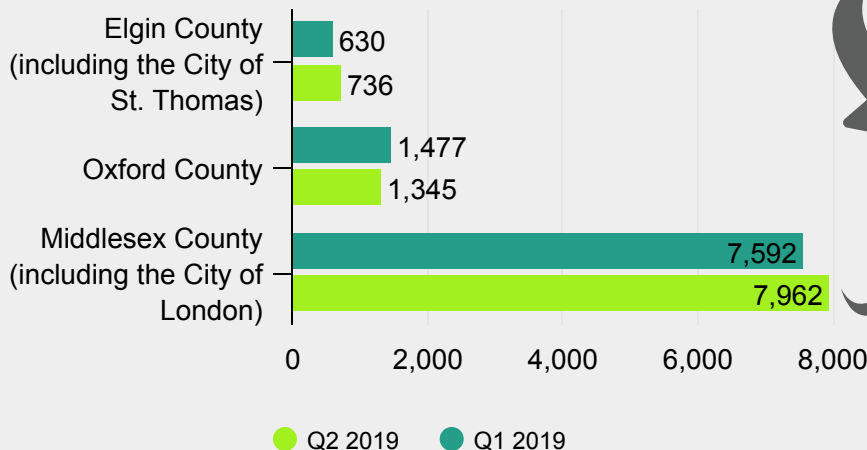


During Q2 of 2019, the number of available and new job postings in the London Economic Region progressively reduced from April to June. During this quarter, an average of 5,821 jobs were available and an average of 2,053 new job postings were added each month.

## Top 5 sources by number of job postings

Source	Number of job postings
Corporate sites	3604
Kijiji	1915
Jobilico	1331
Government of Canada	808
Monster	721

## Available job postings by location during Q1 and Q2 2019



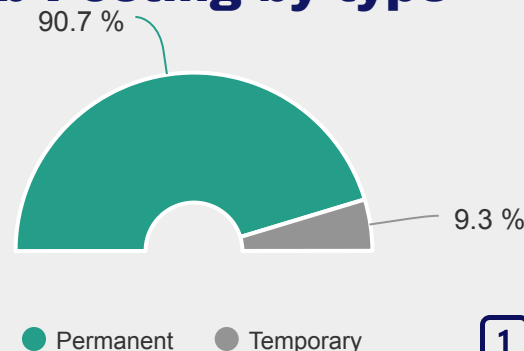
A significant proportion of jobs continue to be posted directly on employers' websites.

Relative to the previous quarter, Elgin County added approximately 16% more postings, Oxford County reduced the number of postings by around 9% while Middlesex County added about 5% more postings.

Among the jobs available listed online during Q2 of 2019 about 91% were permanent and around 9 % were temporary. About 8,798 available job postings were for full-time positions while around 2,512 available job postings were for part-time positions.

Regarding the temporary available jobs posted during the same quarter, around 445 were for contract jobs, 117 were for internships, and 32 were for co-op jobs.

## Job Posting by type



# Top 10 sub-sectors by number of available job postings Q2 of 2019

Industry	Q2 of 2019	Q2 of 2018	% change
Health Care and Social Assistance	1006	624	61.2
Retail Trade	848	950	-10.7
Manufacturing	524	661	-20.7
Professional, Scientific and Technical Services	500	440	13.6
Finance and Insurance	452	742	-39.1
Accommodation and Food Services	430	492	-12.6
Other Services (except Public Administration)	402	473	-15.0
Wholesale Trade	382	390	-2.1
Transportation and Warehousing	335	409	-18.1
Real Estate and Rental and Leasing	315	265	18.9



Although on the Top 10 sub-sectors by volume of job postings in Q2 of 2019, only three sub-sectors grew their online job postings on year-to-year comparison: "Health Care and Social Assistance," "Professional, Scientific and Technical Services," and "Real Estate and Rental and Leasing."

The "Health Care and social Assistance" sub-sector got the first place on local available job opportunities posted online during Q2 of 2019 with 1,006 postings. "Retail Trade" and "Manufacturing" have been following with 848 and 524 available jobs listed online in for the London Economic Region during the same quarter. "Professional, Scientific and Technical Services" and "Finance and Insurance" sub-sectors completed the Top 5 list of local sub-sectors by the volume of job postings during Q2 of 2019.

*Note:* Sub-sectors are defined here on the 2-digit NAICS. To learn more about the North American Industry Classification System (NAICS) and definitions visit the Statistics Canada website: <https://www.statcan.gc.ca/eng/concepts/industry>

## Top 10 employers hiring during Q2 of 2019



# Top 10 occupations by the number of job postings Q2 of 2019



Retail salespersons (NOC 6421)  
401 postings  
Median salary - \$25,300



Food counter attendants, kitchen help & related support occupations (NOC 6711)  
213 postings  
Median salary - \$22,300



Transport truck drivers (NOC 7511)  
400 postings  
Median salary - \$43,650



Sales & account representatives - wholesale trade (non-tech.) (NOC 6411)  
209 postings  
Median salary - \$59,700



Retail sales supervisors (NOC 6211)  
283 postings  
Median salary - \$36,550



Home support workers, housekeepers and related occupations (NOC 4412)  
155 postings  
Median salary - \$23,450



Other customer and information services representatives (NOC 6552)  
273 postings  
Median salary - \$28,550



Cooks (NOC 6322)  
157 postings  
Median salary - \$28,550



Registered nurses and registered psychiatric nurses (NOC 3012)  
240 postings  
Median salary - \$79,600



Financial sales representatives (NOC 6235)  
125 postings  
Median salary - \$178,450

## The top 10 hard skills

Microsoft Office

Microsoft Powerpoint

Freight

Quality Assurance

Preventive maintenance

Forklifts

Customer relationship management

Bilingual

Quality Control

Blueprints



Among other skills, "*oral and written communication*" and "*Microsoft Office*" are vital skills that employers are currently seeking.

If you are looking for opportunities to build your skills, click here to launch the Learning 4 Life Tool.  
<https://learningforlifetool.ca>

The Learning 4 Life Tool is a free, online, searchable, decision-tree based catalogue of adult education and training opportunities in the area.

A new local jobs aggregator is available, the [Local Jobs Hub](http://workforcedevelopment.ca/jobs/):  
<http://workforcedevelopment.ca/jobs/>

## The top 10 soft skills

Oral and written communication

Detail oriented

Problem solving

Team player

Work independently

Organizational skills

Marketing

Team-oriented, teamwork

Customer service oriented

Self-starting/Self-motivated

The Local Employment Planning Council is a project of:



In partnership with:



This project is funded in part by the Government of Canada and the Government of Ontario. The views expressed in this document do not necessarily reflect those of the Government of Canada or the Government of Ontario.