

# ONLINE JOBS REPORT



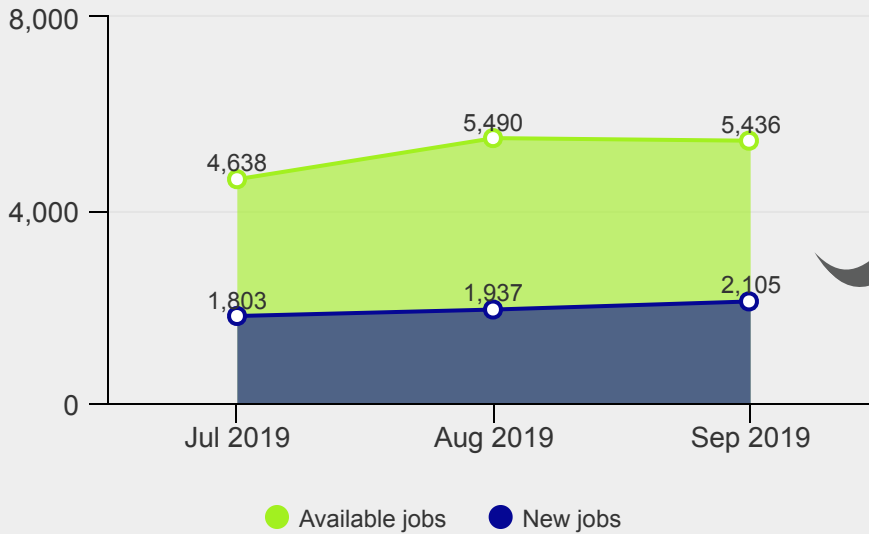
London Economic Region Includes Elgin, Middlesex, and Oxford Counties

**Q3  
2019**

The report provides a summary of the online job posting activity within the London Economic Region (ER) between July 1st and September 30th, 2019.

Data Source: Gartner TalentNeuron. The online reporting tool provides on-time comprehensive local information on talent demand and supply.

## Job postings by month



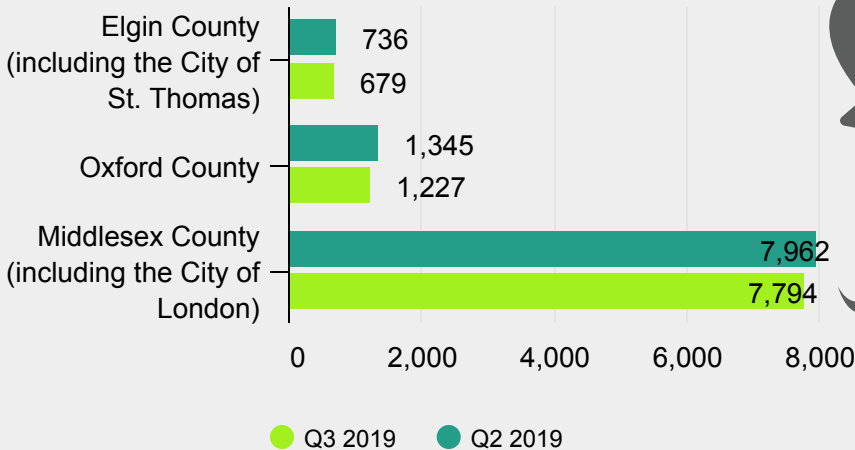
There was a notable increase in available jobs in August compared to the previous month. The Economic Region saw a consistent rise in new postings all through Quarter 3 and a slight decrease in overall job postings between August and September.

Compared to the same quarter of last year, there was a 15% increase in new jobs and only 3% increase in available jobs.

## Top 5 sources by number of job postings

Source	Number of job postings
Corporate sites	3558
Kijiji	1797
Jobilico	1519
Government of Canada	650
Knight Hunter	584

## Available job postings by location during Q2 and Q3 2019



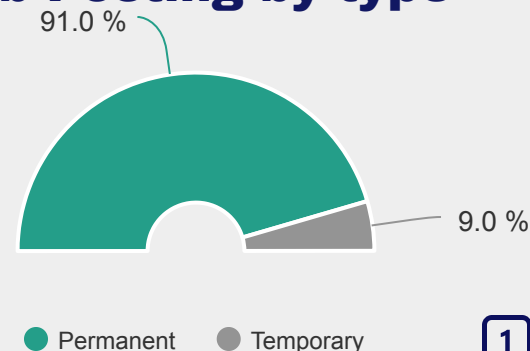
A significant proportion of jobs continue to be posted directly by employers.

Relative to the previous quarter, less jobs were posted in Quarter 3 across the three counties. This downward trend was most noticeable in Elgin and Oxford Counties, with 7.7% and 8.8% decrease respectively.

Among the available jobs listed online during Q3 of 2019 about 91% were permanent and around 9% were temporary. About 8,462 available job postings were in full-time positions while around 2,539 available job postings were for part-time positions.

Of the total temporary jobs posted during the same quarter, around 460 were for contract jobs, 125 were for internships, and 31 were for co-op jobs.

## Job Posting by type



# Top 10 sub-sectors by number of available job postings Q3 of 2019

Industry	Q3 of 2019	Q3 of 2018	% change
Health Care and Social Assistance	935	520	79.8
Retail Trade	818	951	-13.9
Manufacturing	510	664	-23.1
Professional, Scientific and Technical Services	507	508	-0.2
Accommodation and Food Services	468	642	-27.1
Finance and Insurance	420	544	-22.7
Other Services (except Public Administration)	415	389	6.6
Wholesale Trade	372	352	5.7
Transportation and Warehousing	333	358	-7.0
Administrative and Support and Waste Management and Remediation	274	334	-18



Among the 3 sub-sectors that posted more online jobs compared to the previous quarter are: "Health Care and Social Assistance", "Other Services (except Public Administration)" and "Professional, Scientific and Technical Services"

*Note:* Sub-sectors are defined here on the 2-digit NAICS. To learn more about the North American Industry Classification System (NAICS) and definitions visit the Statistics Canada website: <https://www.statcan.gc.ca/eng/concepts/industry>

The "Health Care and Social Assistance" sub-sector constitutes the highest number of online job postings with an 80% increase in Q3 2019 compared to Q2. During the same quarter last year, only 405 jobs were posted in this sub-sector compared to 935 jobs recorded this year.

Most of the listed sub-sectors recorded a drop in online job postings compared to the same quarter of 2018 and the most decline was seen in the "Accommodation and Food Services" sub-sector, followed by "Manufacturing" and "Finance and Insurance". But a substantial amount of openings still exist even as the sub-sectors recorded less job postings compared to the previous year.

## Top 10 employers who hired during Q3 of 2019

News Corp UK & Ireland Ltd  
 London Life City of London  
**London Health Sciences**  
 VON Canada St. Joseph's Healthcare Uber  
 Great West Walmart  
 St Thomas Elgin General Hospital

# Top 10 occupations by the number of job postings Q3 of 2019



Retail salespersons (NOC 6421)  
402 postings  
Median salary - \$25,150



Sales & account representatives -  
wholesale trade (non-tech.) (NOC 6411)  
223 postings  
Median salary - \$57,450



Transport truck drivers (NOC 7511)  
372 postings  
Median salary - \$37,550



Food counter attendants, kitchen help &  
related support occupations (NOC 6711)  
222 postings  
Median salary - \$22,300



Retail sales supervisors (NOC 6211)  
265 postings  
Median salary - \$36,800



Cooks (NOC 6322)  
171 postings  
Median salary - \$28,700



Other customer and information services  
representatives (NOC 6552)  
260 postings  
Median salary - \$29,050



Home support workers, housekeepers  
and related occupations (NOC 4412)  
159 postings  
Median salary - \$23,200



Registered nurses and registered  
psychiatric nurses (NOC 3012)  
258 postings  
Median salary - \$76,400



Computer programmers and interactive  
media developers (NOC 2174)  
136 postings  
Median salary - \$81,050

## The top 10 hard skills

Microsoft Office

Microsoft Powerpoint

Freightplus

Forklifts

Bilingual

Preventive maintenance

Blueprints

Customer relationship management

Bilingual French

Cerner



New hard skill requirements like Cerner and Bilingual French emerged as employer's preference in Q3 displacing Qual. control and Qual.Assurance

If you are looking for opportunities to build your skills, click here to launch the Learning 4 Life Tool.  
<https://learningforlifetool.ca>

The Learning 4 Life Tool is a free, online, searchable, decision-tree based catalogue of adult education and training opportunities in the area.

A new local jobs aggregator is available, the [Local Jobs Hub](http://workforcedevelopment.ca/jobs/):  
<http://workforcedevelopment.ca/jobs/>

## The top 10 soft skills

Oral and written communication

Detail oriented

Team-oriented, teamwork

Problem solving

Work independently

Organizational skills

Customer service oriented

Marketing

Creativity

Time management

The Local Employment Planning Council is a project of:



In partnership with:



This project is funded in part by the Government of Canada and the Government of Ontario

The views expressed in this document do not necessarily reflect those of the Government of Canada or the Government of Ontario.