

# ONLINE JOBS REPORT

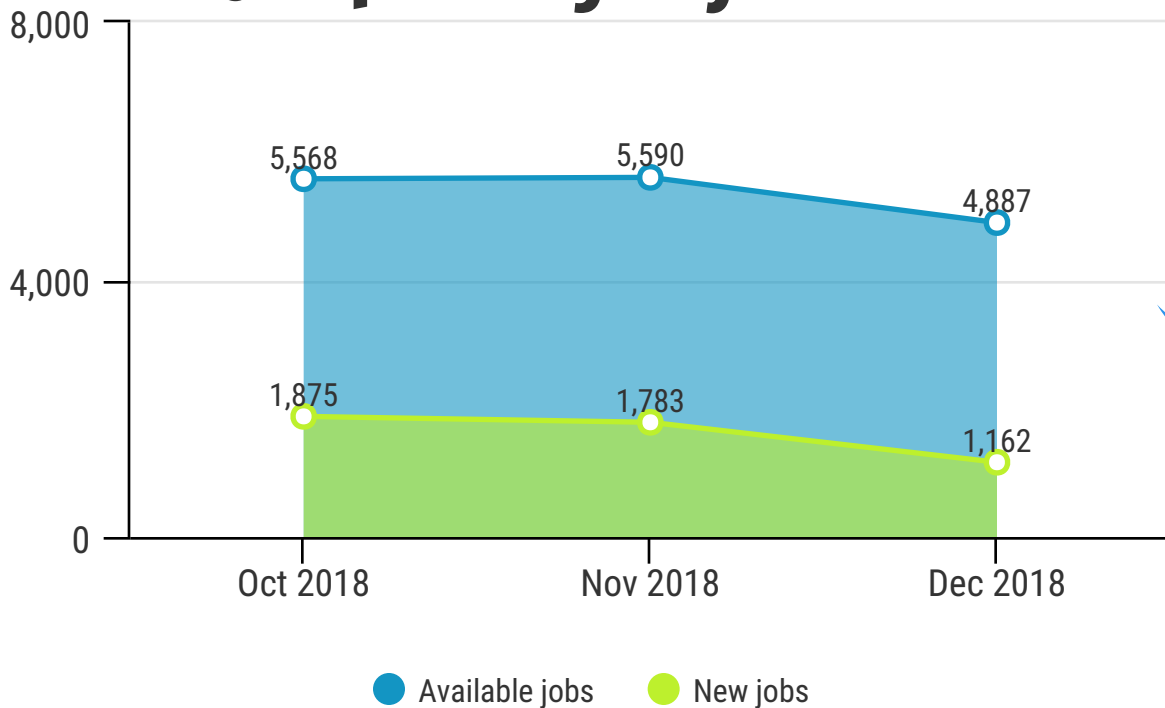


London Economic Region Includes Elgin, Middlesex, and Oxford Counties

The figures below provide a summary of the online jobs demand activity within the London Economic Region (ER) from October 1st to December 31st, 2018.

Data Source: Gartner TalentNeuron. The online reporting software provides comprehensive local information on talent demand and supply, which allows for an examination of the underlying data used to create the graphs within this report.

## Job postings by month

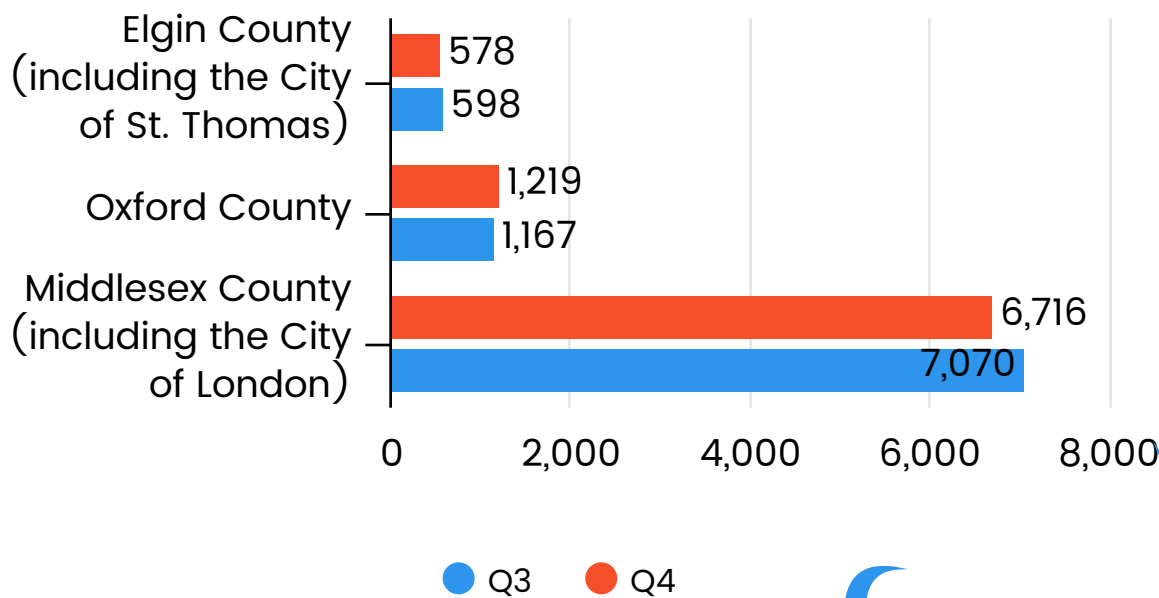


Overall, during Q4 of 2018 around 8,513 available jobs have been promoted online in London ER, from which approximately 4,820 were new. On average, about 5,348 available jobs have been advertised online every month of Q3 from which around 1,607 were new postings.

## Top 5 sources by number of job postings

| Source          | Number of job postings |
|-----------------|------------------------|
| Corporate sites | 3,054                  |
| Kijiji          | 2,128                  |
| Jobilico        | 804                    |
| Knight Hunter   | 707                    |
| Monster         | 662                    |

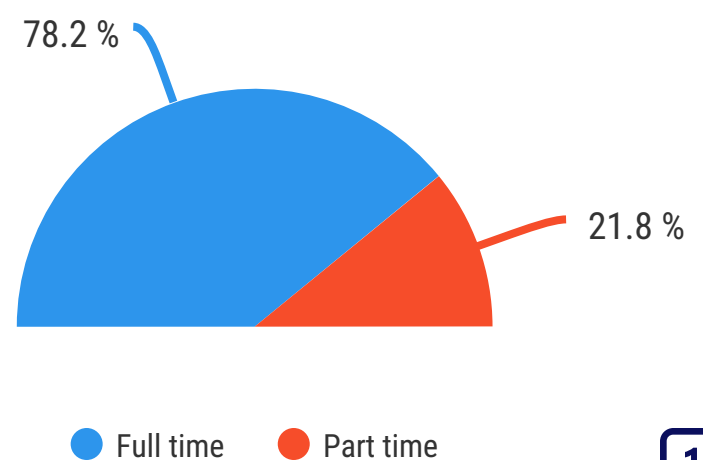
## Available job postings by location during Q3 and Q4 of 2018



More employers continue to use corporate websites or Kijiji for posting job opportunities.

The number of available job postings increased in Oxford county and diminished in Elgin and Middlesex Counties during Q4 relative to Q3 of 2018.

## Job Posting by type



Relative to the same quarter last year (Q4 of 2017), the number of job postings increased modestly by about 0.3% in Elgin County, decreased slightly by -2.6% in Oxford County and decreased significantly by -13% in Middlesex County.

There was a 1.1% increase in full-time jobs available compared to the same time last year.

Over 78% of the available job postings were in full-time

# Top 10 industries by number of available job postings

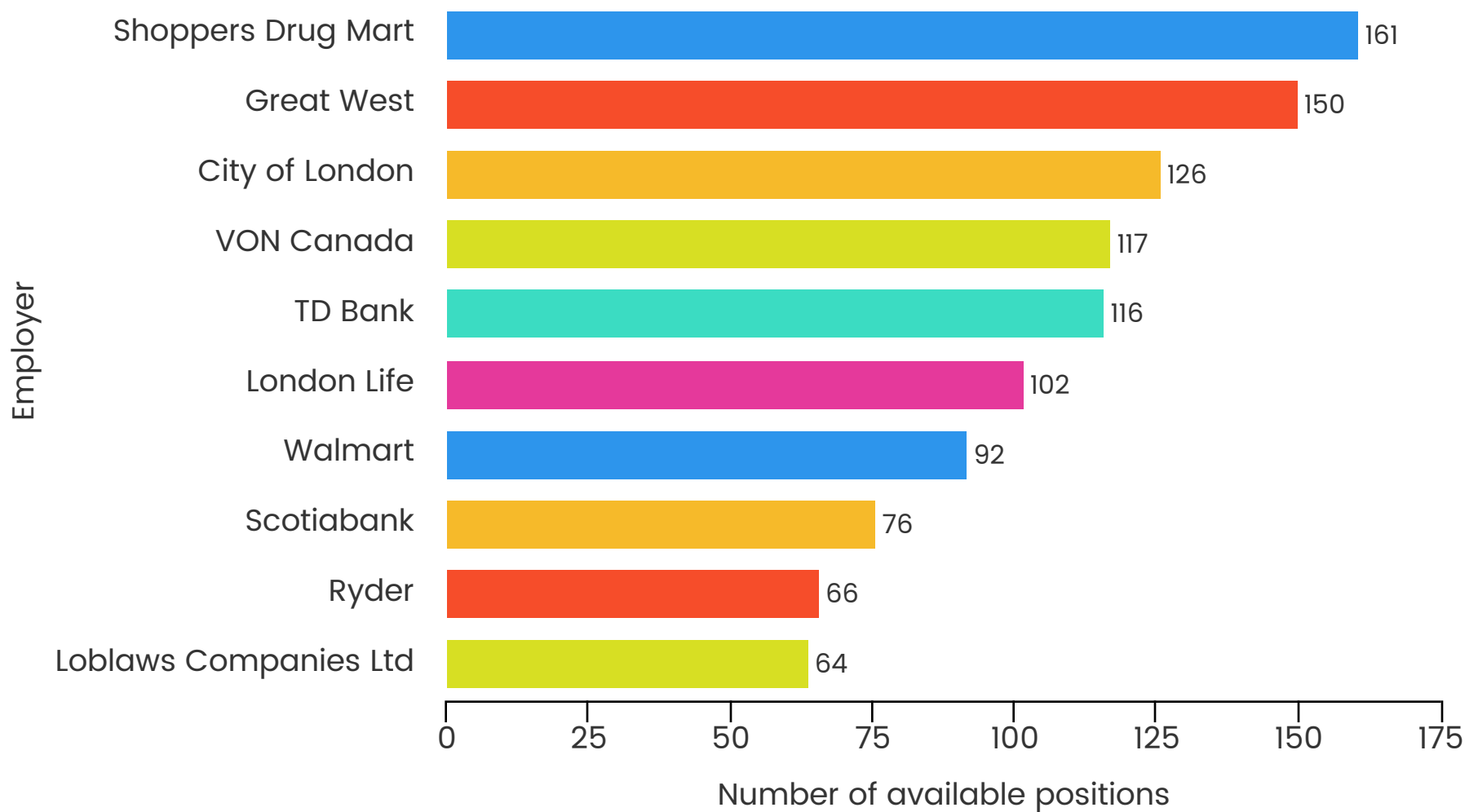
| Industry  | Q4 of 2018 | Q4 of 2017 | % change |
|---|------------|------------|----------|
| Retail Trade  | 967        | 1122       | -13.8    |
| Finance and Insurance   | 563        | 611        | -7.9     |
| Professional, Scientific and Technical Services                 | 481        | 608        | -20.9    |
| Manufacturing   | 476        | 534        | -10.9    |
| Health Care and Social Assistance                               | 436        | 519        | -16.0    |
| Accommodation and Food Services                                 | 427        | 500        | -14.6    |
| Transportation and Warehousing                                  | 339        | 308        | 10.1     |
| Other Services (except Public Administration)                   | 335        | 359        | -6.7     |
| Wholesale Trade   | 320        | 391        | -18.2    |
| Administrative and Support and Waste Management and Remediation | 291        | 299        | -2.7     |



While Retail Trade remains the top industry, with the highest number of online job postings at a given month, there was a decrease compared to the same time last year. The only industry that saw an increase in online job postings compared to the same time last year was Transportation and Warehousing.

Industries are based on the 2-digit NAICS. To learn more about the North American Industry Classification System (NAICS) and definitions visit the Statistics Canada website: <http://www.statcan.gc.ca/>

## Top 10 employers hiring during Q4 of 2018



# Top 10 occupations by the number of job postings in Q3 of 2018



**Retail salespersons (NOC 6421)**  
382 postings  
Median salary - \$26,400



**Sales & account representatives - wholesale trade (non-technical) (NOC 6411)**  
179 postings  
Median salary - \$58,500  
**Cooks (NOC 6322)**  
146 postings  
Median salary - \$27,750



**Transport truck drivers (NOC 7511)** 381 postings  
Median salary - \$42,450



**Other customer and information services representatives (NOC 6552)**  
265 postings  
Median salary - \$29,000



**General farm workers (NOC 8431)**  
133 postings  
Median salary - \$28,500



**Retail sales supervisors (NOC 6211)**  
209 postings  
Median salary - \$37,350



**Storekeepers and Partspersons (NOC 1522)**  
127 postings  
Median salary - \$22,350



**Food counter attendants, kitchen help & related support occupations (NOC 6711)**  
204 postings  
Median salary - \$22,350



**Cashiers (6611)**  
120 postings  
Median salary - \$23,850

Indicates an increase compared to last year Indicates a decrease compared to last year

## The top 10 hard skills

Microsoft Office

Microsoft Powerpoint

Quality Assurance

Freight

Bilingual

Preventive Maintenance

Bilingual French

Blueprints

Forklifts

Quality Control

## The top 10 soft skills

Oral and written communication

Detail oriented

Team Player

Problem Solving

Customer service oriented

Work independently

Marketing

Organizational skills

Team-oriented, teamwork

Self-starting/Self-motivated

Oral and written communication and Microsoft Office remains a vital skill employers are seeking year over year

[If you are looking for opportunities to build the skills needed, click here to launch the Learning 4 Life Tool.](#)

The Learning 4 Life Tool is a free, online, searchable, decision-tree based catalogue of adult education and training opportunities in the area.

The Local Employment Planning Council is a project of:



In partnership with:



This project is funded in part by the Government of Canada and the Government of Ontario.